

# Differences in PROPHYflex versions

- and where they are the same

PROPHYflex 3 vs. PROPHYflex 4

## Agenda

1. Indications
2. Delivery content
3. Parts of PROPHYflex
4. Use of PROPHYflex
5. Perio Option

# 1.

## Indications

### **PROPHYflex Handpieces**

*This medical device is*

- *intended for dental treatment only. All other types of use or alterations to the product are not permitted and can be hazardous.*

*The medical device is intended for the following applications: Removal of, discoloration and bacterial plaque, orthodontics, cleaning prior to fissure sealing, prosthetics, conservative and aesthetic dentistry. Please refer also to the Instructions for Use.*

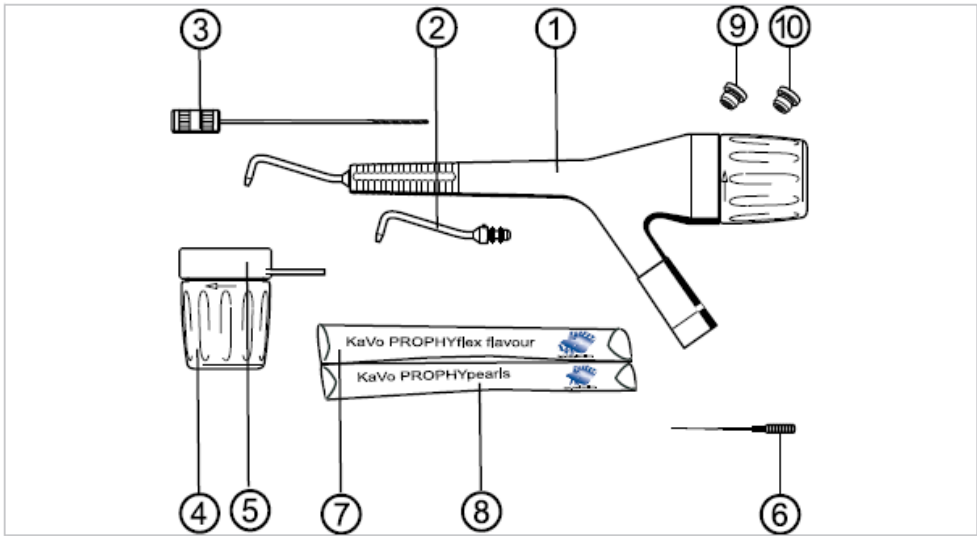
### **PROPHYflex perio tip**

*This medical device is*

- *intended for dental treatment only. All other types of use or alterations to the product are not permitted and can be hazardous.*
- *The PROPHYflex perio tip is used in combination with PROPHYflex perio powder to remove sub- and supragingival plaque.*

# 2.

## Delivery Content

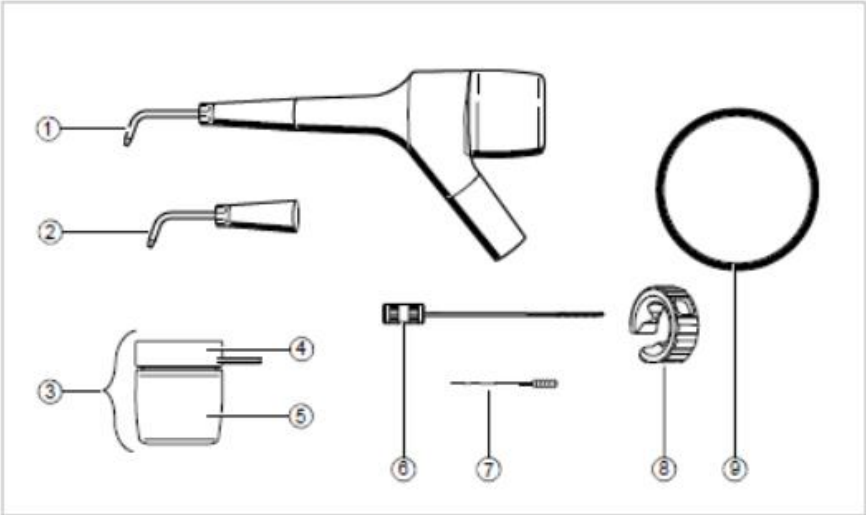


PROPHYflex 3

The set consists of:

- ① 1 PROPHYflex 3 - 2018
- ② 1 cannula
- ③ 1 cleaning drill
- ④ 1 powder container
- ⑤ 1 silicone rubber cover
- ⑥ 1 nozzle pins
- ⑦ 4 PROPHYflex powder (various tastes)
- ⑧ 1 x PROPHYpearls®
- ⑨ 1 P-nozzle G
- ⑩ 1 x P-nozzle K (recess)

3.3 Scope of delivery



The set consists of:

No./Item no.	Description	Mat.No.
1 x ①	PROPHYflex 4 with: Long gripping sleeve Cannula Powder container	3.003.0520 3.003.1138 3.002.8136
1 x ②	Short gripping sleeve Cannula	3.003.2607 3.003.1138
1 x ③	Powder container ④ Rubber cover supra ⑤	3.002.8136 3.004.4708
1 x ⑥	Cleaning drill	0.573.0321
1 x ⑦	Nozzle pin	0.573.6052
1 x ⑧	Wrench for cannula	3.004.6351
1 x ⑨	Set of O-rings	can be ordered individu- ally

# 3.

## Parts of PROPHYflex



PROPHYflex 3

Cannula can be demounted through bayonett



PROPHYflex 4

Demountable holding part for better swivelling

2 sizes of holding part for better ergonomics (choose the part that works best for your hand)

Holding part is demounted through pulling where cannula is demounted through thread

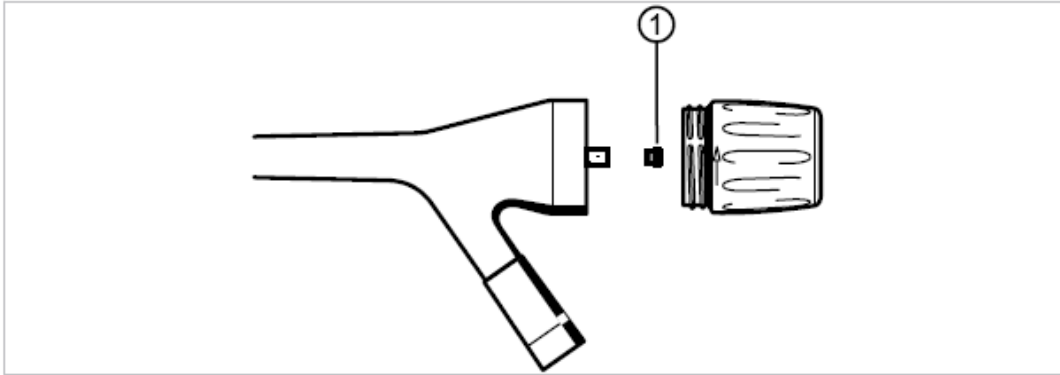


# 4.

## Use of PROPHYflex

# Adjusting the powder flow

Adjusting the powder volume



## PROPHYflex 3

Adjusting through change of nozzle (2 steps – perio and supragingival working)



## PROPHYflex 4

Adjustment in three steps:

- full power
- perio/soft treatment
- syringe function with no powder (for cleaning area of sight)

# 5.

## Perio Option



PROPHYflex 3

Same tip, different adapter as the coupling system is different

PROPHYflex 4

Same tip, different adapter as the coupling system is different