

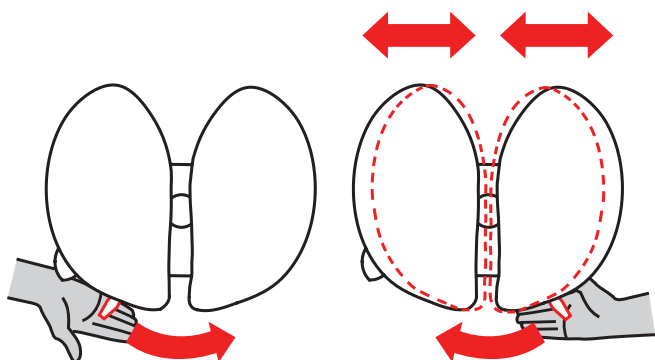
# DIFFERENCES BETWEEN THE OLD AND NEW SALLI SEATS

## Old SwingFit



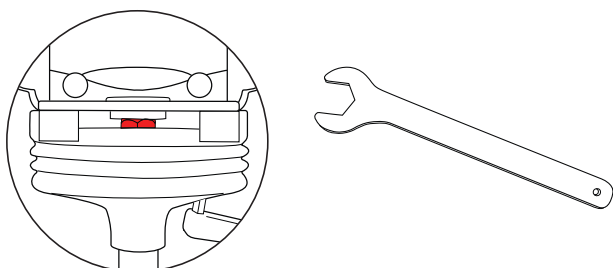
### WIDTH ADJUSTMENT

- In the old model width was adjusted by a long handle at the back of the seat.



### SWING ADJUSTMENT

- To adjust the Swing mechanism in the old model you need a special tool.

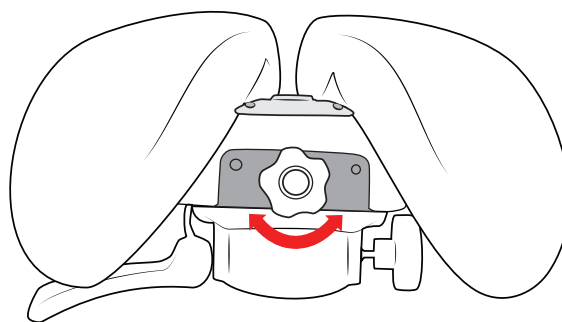


## New SwingFit



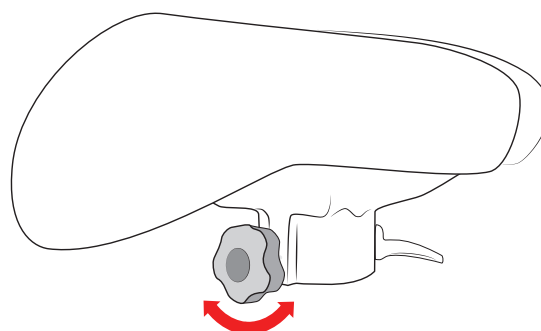
### WIDTH ADJUSTMENT

- In the new model width is adjusted by turning the knob under the handle in the front of the seat.



### SWING ADJUSTMENT

- In the new model the Swing is adjusted easily by turning the knob at the side of the seat, no tools are needed.

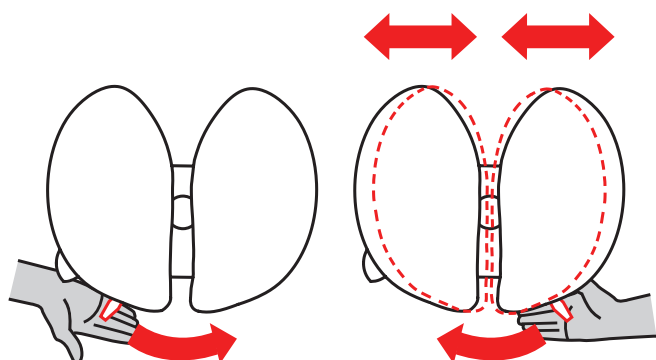


## Old MultiAdjuster



### WIDTH ADJUSTMENT

- In the old model width was adjusted by a long handle at the back of the seat.

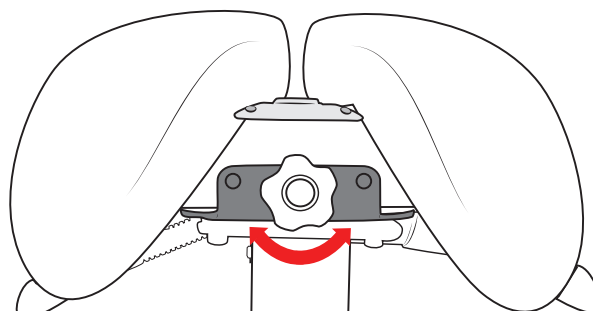


## New MultiAdjuster



### WIDTH ADJUSTMENT

- In the new model width is adjusted by turning the knob under the handle in the front of the seat.



## New **Small** MultiAdjuster and **Small** SwingFit

- The new Small MultiAdjuster and Small SwingFit have exactly the same functions as the traditional models, but their seat is 6 cm narrower.

The width of the traditional seat: 40.5–42.5 cm  
The width of the small seat: 34.5–36.5 cm

